



District Report Card: 2017


State: Telangana	District: Nalgonda
Class: 5	Subject: Language
Schools: 58	Students: 893


Participation/Coverage


Students

GENDER 	Boys		Girls	
	Number	%	Number	%
	398	44.57	495	55.43

AREA 	Rural		Urban	
	Number	%	Number	%
	642	71.89	251	28.11

CATEGORY 	SC		ST		OBC		GEN	
	Number	%	Number	%	Number	%	Number	%
	271	30.35	205	22.96	385	43.11	32	3.58

CWSN 	LD	VI	HI	S&LD	ID	Oth
	2	9	1	5	1	4

Management 	Government		Government-aided	
	Number	%	Number	%
	790	88.47	103	11.53

Average Performance of Students in Language (%)

Overall	Gender		Area		Management		Social Group			
	Male	Female	Rural	Urban	Govt.	Aided	SC	ST	OBC	GEN
55.31	54.56	55.92	57.09	50.76	56.24	48.22	57.44	48.20	57.87	52.08

Performance on Learning Outcomes (LOs)

Learning Outcomes	Description	Average Performance(%)
L504	Reads and comprehends independently storybooks, news items/ headlines, advertisements etc.	53.89
L508	Reads text with comprehension, locates details and sequence of events	56.02

Range of Performance of Students who Answered Correctly							
Below 30%		30% - 50%		50% - 75%		Above 75%	
Number	%	Number	%	Number	%	Number	%
138	15.45	235	26.32	341	38.19	179	20.04

Lowest Performing Learning Outcomes (LOs)

- 1 - Reads and comprehends independently storybooks, news items/ headlines, advertisements etc. (53.89)
- 2 - Reads text with comprehension, locates details and sequence of events (56.02)